

SPYMAS™

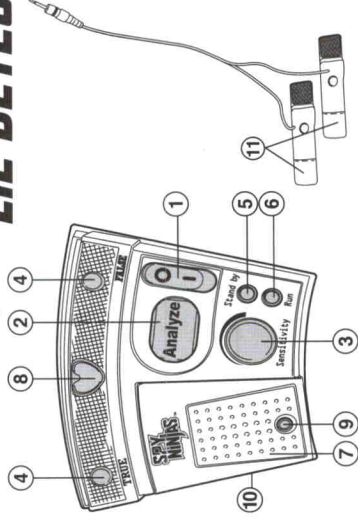
CHAD WILD CLAY-
5 VY QWAIN™

Ages 8 and up
Item #41207CO

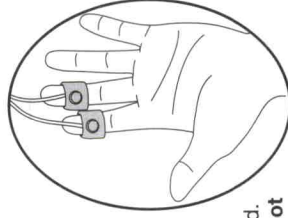
Playmates
TOYS

© 2021 DAVUCHY IP HOLDINGS, LLC
©2021 Playmates. Playmates International Company Ltd.
23F, The Toy House, 100 Canton Road, TST, Kowloon,
Hong Kong. PRINTED IN CHINA.

GIZMO LIE DETECTOR




1. Power On/Off Switch
2. Analyze Button
3. Sensitivity Adjustment Dial
4. TRUE/FALSE Indicator
5. Standby Indicator
6. Run Indicator
7. Speaker
8. Heart Indicator
9. Finger Band Port
10. Battery Compartment (Back of Unit)
11. Finger Bands



How to Operate:

1. Make sure the hands of the potential Hacker are clean. If the finger tips are wet, clean and dry them first.
2. Switch ON the device (1). The Standby Indicator (5) will turn on with a beep sound.
3. Plug in the Finger Band Cable to the Finger Band Port (9). **(NOTE: Product will not function if the Finger Bands are not in contact to Hacker's finger tips, and the Finger Bands Cable is not plugged into the Finger Band Port.)**
4. Let the hand of the potential Hacker rest in a comfortable position, such as on the arm of a chair.
5. Wrap the two Finger Bands around any two fingers of the same hand of the potential Hacker. It should fit firmly so that the metal is in good contact with the skin of the finger tips and not the fingernail. The hands and fingers should not move during the tests.
6. Ask the potential Hacker a question and then press the Analyze Button (2).
7. The device will start analyzing the person's body response to the question. The green Run Indicator (6) will turn on.
8. The Heart Indicator (8) will flash faster or slower according to the person's response.
9. After 10 seconds, the TRUE/FALSE Indicator (4) will show whether the person is telling the truth or a lie.
10. If the "TRUE" indicator is on, the person is more than likely telling the truth.
11. If the "FALSE" indicator is on, the person is more than likely telling a lie.
12. Use the Sensitivity Adjustment Dial to better read the potential Hackers responses.
13. Do not leave the Finger Bands on the fingers for more than 10 minutes. Either put the bands on other fingers or take a rest.
14. The main unit can be used in the upright position with the control panel facing the operator, so that only the operator can see the test result.
15. Make a game out of it! Ask your friends a series of questions and the one with the most FALSE answers is the Hacker!



How it Works:

The Lie Detector works by measuring the subject person's skin resistance during the test. It makes use of the assumption that if a person is lying, he/she becomes tense and the skin conductivity increases.

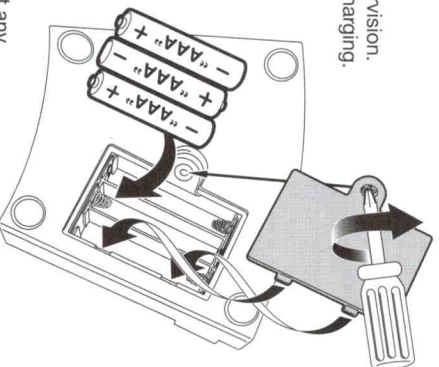
WARNING: This is a toy. Results of the test cannot be taken seriously or be deemed accurate.

To Install the Batteries:

1. With a small Phillips screwdriver, loosen the screw from the battery door on the back.
2. Remove the battery door.
3. Discard the old batteries. Insert 3 x 1.5V AAA (LR03) batteries per the polarity markings in the battery compartment of each unit.
4. Replace the battery door and tightly secure screw.

Requires 3 x AAA Batteries. (Batteries Not Included).

- Alkaline batteries recommended.
- Rechargeable batteries must only be recharged under adult supervision.
- Rechargeable batteries must be removed from the toy before recharging.
- Non-rechargeable batteries must not be recharged.
- Different types of batteries, or new and used batteries must not be mixed.
- Only batteries of the same or equivalent type as recommended should be used.
- Batteries should be replaced by an adult.
- Batteries must be inserted following the correct polarity.
- Exhausted batteries should be removed from the product.
- The supply terminals must not be short-circuited.
- Batteries should be removed from the product when not in use.
- Do not dispose of batteries in fire.



Operation is subject to the following two conditions: (1) this device may not cause harmful interference, and (2) this device must accept any interference received, including interference that may cause undesired operation. Under the environment with severe electrostatic discharge, the product may malfunction and requires user reset.

Warning: Changes or modifications to this unit not expressly approved by the party responsible for compliance could void the user's authority to operate the equipment.

RECYCLING OUR PRODUCTS

All our product and packaging is designed with easy and safe recycling in mind. For information on the **National Recycling Strategy** and the recycling logo on this pack or product please visit - www.Recycle-More.co.uk - where you will find the answer to your UK recycling questions.



WARNING! CHOKING HAZARD.

Not suitable for children under 36 months. Choking hazard (small parts). Please remove all packaging attachments before giving this product to a child. Please use discretion if making purchases for children younger than the age recommended on this package. At the end of the useful life of this product do not dispose in normal household waste. Check with your local authority or responsible disposal centre and submit to the collection point for the recovery and recycling of electrical and electronic equipment. Product specifications, colour and contents may vary from those illustrated. **IMPORTANT:** Please retain packaging/instructions and purchase details for future reference as they contain important information.

For Ear Band Cable: **WARNING!** Risk of entanglement/strangulation due to long cord. Keep away from head and neck.

Item: **SPY Ninja Lie Detector**
Item Number: **41207CO**
Age Grade: **8 years plus**



Imported by:
Character Ltd,
Leez Brook Mill, Lees Road,
Lees, Oldham OL4 5LJ, UK
Customer Service Department
Tel No: **0161 633 9808**
Made in China

www.character-online.co.uk

PROXY A/S
GOTHERSGADE 14, 3RD FLOOR DK-1123
COPENHAGEN K, DENMARK
www.proxyas.com

WARNING:

This is a toy. Results of the test cannot be taken seriously or be deemed accurate.

WARNING:

CHOKING HAZARD - Small parts.
Not for children under 3 years.