

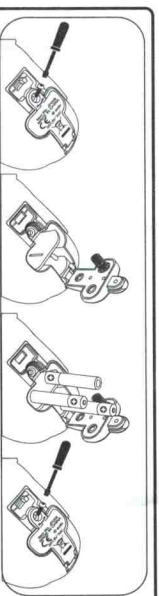
INSTRUCTIONS FOR USE

Please keep this instructions for future reference

BATTERY INSERTION AND REPLACEMENT

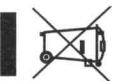
1. Unscrew the top part to remove the battery lid.
2. Insert 3 "AA" (LR6) batteries (included), negative end (-) first into battery compartment. Match positive (+) and negative (-) signs as shown in image. Batteries may leak if improperly installed. Remove the batteries when toy is not used for an extended period of time.
3. To replace lid, fit tabs into slots and screw closed.

Diagram to show how to open the battery door and insert batteries.



Requires 3 x AA Batteries. (Demonstration Batteries Included).

- Alkaline batteries recommended.
- Rechargeable batteries must only be recharged under adult supervision.
- Rechargeable batteries must be removed from the toy before recharging.
- Non-rechargeable batteries must not be recharged.
- Different types of batteries, or new and used batteries must not be mixed.
- Only batteries of the same or equivalent type as recommended should be used.
- Batteries should be replaced by an adult.
- Batteries must be inserted following the correct polarity.
- Exhausted batteries should be removed from the product.
- The supply terminals must not be short-circuited.
- Batteries should be removed from the product when not in use.
- Do not dispose of batteries in fire.



ELECTRONIC WASTE (Including batteries)


The wheellie bin symbol indicates the product and batteries must not be disposed of in domestic waste as they contain substances damaging to the environment and health. Please use collection points or recycling facilities.

BATTERY RECYCLING INFORMATION

Help the environment by disposing of batteries responsibly. The wheellie bin symbol indicates that batteries must not be disposed of in domestic waste as they contain substances which can be damaging to the environment and health. Please remove exhausted batteries from the product and use designated collection points or recycling facilities when disposing of batteries.

Pb (Lead is more than 0.004%)



Manufactured by:

Edco Toys LTD.
Room 307, Hing Yip Jaoey Centre, C/A Meridian Walks, 40-72, 4/F, 4 Huk Wai St, East, Hong Kong.
Kowloon, Hong Kong

Imported by:
Edco
9 Dho 2022
Tor Zone Trade SL
C/A Meridian Walks, 40-72, 4/F, 4 Huk Wai St, East, Hong Kong.
Kowloon, Hong Kong
www.edco.com

Imported by:
Character Options Ltd.,
Leam Road Mills, Leam Road,
Leamington Spa, CV32 5NF, UK
Customer Service Department
Tel No: 0161 633 9808
Made in China

Character Options Ltd.

www.character-online.co.uk

WARNING! CHOKING HAZARD.

Not suitable for children under 36 months. Choking hazard (small parts), please remove all packaging attachments before giving the product to a child. Please use discretion if making purchases for children younger than the age recommended on this package. At the end of the useful life of the product, do not dispose in normal household waste. Check with your local authority or responsible disposal centre and submit to the collection point for the recovery and recycling of electrical and electronic equipment. Product **IMPORTANT:** Please read packaging for instructions and purchase details for future reference as they contain important information.



Item: JIGGLY PETS ELEPHANT
Item Number: P009
Age Grade: 4 Years plus

RECYCLING OUR PRODUCTS

All our product and packaging is designed with easy and safe recycling in mind. For information on the National Recycling Strategy and the recycling logo on this pack or product please visit - www.recycling.co.uk - where you will find the answer to your UK recycling queries.



