

# smART PIXELATOR™

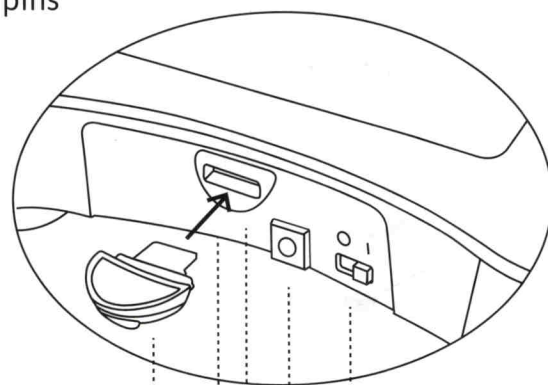
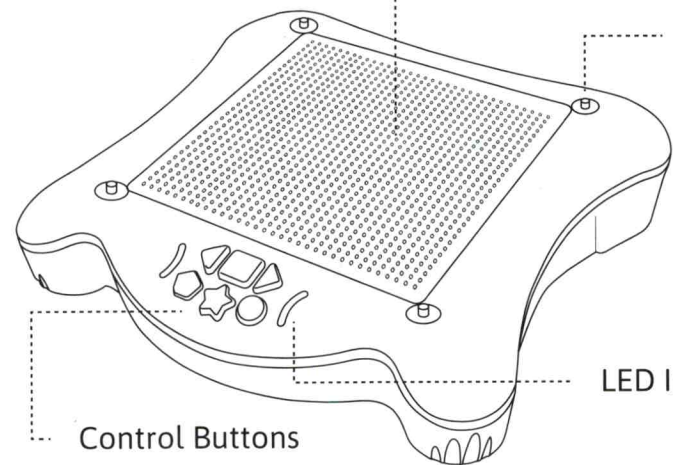
## USER MANUAL

Activities Display Screen

Tray holding pins

LED Indicators

Control Buttons



### CONTROL BUTTONS


SD Activity Card

On/Off Switch  
(back)

\* 2 Battery  
Compartments  
(bottom)

AC Adapter  
connection (back)

SD Activity  
Card Slot



Go Back a Step

Go to Home

Go Forward a Step

Next Drawing

Repeat Last Step/AutoPlay

Previous Drawing

### SIMPLE SET UP

1. Plug in the smART Pixelator™ AC Adapter (included) or insert 4 C batteries (not included).
2. Flip the switch on the back to turn on.
3. Insert the pre-loaded activity card into the back of the smART Pixelator™ with the flat side facing up.
4. Remove protective plastic sheet on the display screen. Place smART Pixel Beads tray (included) or Sequins or Pegs tray (sold separately) on the Pixelator™ surface. Please noted Sequins or Pegs activity Packs are not currently available in the UK. Please contact Character Options Customer Services or visit [www.character-online.co.uk](http://www.character-online.co.uk) if you have any queries.
5. After 15 minutes of no activity, the smART Pixelator™ lights will turn off. Reactivate using the buttons in the app or on the Pixelator™.

### Contents :

1 smART Pixelator™, 1 Transformer, 1 Pre-loaded activity card, 1 Ironing paper, 1 x Reusable tray , 1300 Pixel beads, 1 Bead applicator.

Item: SMART PIXELATOR™  
Item Number: SPX596  
Age Grade: 7 years plus

**RECYCLING OUR PRODUCTS**  
All our product and packaging is designed with easy and safe recycling in mind. For information on the National Recycling Strategy and the recycling logo on this pack or product please visit - [www.Recycle-More.co.uk](http://www.Recycle-More.co.uk) - where you will find the answers to your UK recycling questions.



**WARNING!** Risk of entanglement/strangulation due to long cable. Keep away from head and neck.

**WARNING!** To be used under the direct supervision of an adult. This item is to be kept out of reach of very young children.


Requires Android 5.0+  
Requires Apple iOS 8.0+



**IMPORTANT! ADULT ASSISTANCE IS A MUST! PROCESS REQUIRES THE USE OF HEATED IRON.**

## QUICK START

1. Download the smART Pixelator™ app on your mobile device or tablet.
2. Turn on your Bluetooth and connect to the smART Pixelator™ by clicking on the “connect” button at the top right of your screen.
3. Pick a design:
  - Choose from 50 projects on the pre-loaded activity card.
  - The six projects shown on the box can be completed with the 1300 Pixel Beads in this package.



- Customize your project by changing colours.
- Engineer your own project using the FREE app and any photo from a smart device.

## EASY FINISH (IMPORTANT! ADULT ASSISTANCE IS A MUST! PROCESS REQUIRES THE USE OF HEATED IRON).

1. When you've completed your bead design, gently remove the tray from the smART Pixelator™. Place on an **IRONING BOARD OR ON A TOWEL ON A HEAT-SAFE FLAT SURFACE**. Cover entire design with the **IRONING PAPER**. **NOTE: PLEASE ASK AN ADULT TO HELP WITH THE IRONING.**
2. Using a **PREHEATED DRY IRON SET ON MEDIUM**, iron design in a circular motion, beginning with the edges. Keep moving the iron until the beads show through the paper, after about 10 to 30 seconds.
3. **LET DESIGN COOL ABOUT 15-30 SECONDS**, then flip tray over on a **FLAT, HEAT-SAFE SURFACE** and tap to remove beads. Peel off paper and re-use to cover reverse side of your design. Repeat ironing process on second side using the **IRONING PAPER** (not mandatory). Let design cool completely and remove paper.

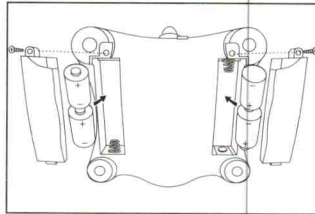
### BATTERY SAFETY INFORMATION

#### Requires 4 x 1.5V C/LR14 Batteries. (Batteries Not Included) or transformer (Included)

- Alkaline batteries recommended.
- Rechargeable batteries must only be recharged under adult supervision.
- Rechargeable batteries must be removed from the toy before recharging.
- Non-rechargeable batteries must not be recharged.
- Different types of batteries, or new and used batteries must not be mixed.
- Only batteries of the same or equivalent type as recommended should be used.
- Batteries should be replaced by an adult.
- Batteries must be inserted following the correct polarity.
- Exhausted batteries should be removed from the product.
- The supply terminals must not be short-circuited.
- Batteries should be removed from the product when not in use.
- Do not dispose of batteries in fire.

### BATTERY INSTALLATION

To insert or change the batteries, twist the screw counter-clockwise to loosen. Remove old batteries and insert 4 C batteries with the correct polarity. Replace the screw and twist clockwise to close.



1.5V 4 x 1.5V C/LR14

### TRANSFORMER:

- This product shall only be used with a transformer for toys.
- This product is not intended for children under 3 years old.
- Read the instructions before use, follow them and keep them for reference.
- This product must only be used with the recommended transformer.
- The transformer is not a toy.
- Products liable to be cleaned with liquids are to be disconnected from the transformer before cleaning.
- Transformer, if used with this product is to be regularly examined for damage to the cord, plug, enclosure and other parts, and in the event of such damage, it must not be used until the damage has been repaired.
- This product must not be connected to more than the recommended number of power supplies.
- Products with wires without connecting means are not to be inserted into electrical sockets.
- The product must only be used with correct voltage and power rating as recommended when using a transformer
- Do not modify the product.

For additional products or information on using multiple trays, smART Pixel Pegs or Sequins, or creating 3D designs, go to:

[www.smartpixelator.com](http://www.smartpixelator.com)

#### WARNING: CHOKING HAZARD.

Not suitable for children under 36 months. Choking hazard (small parts), strangulation/entanglement hazard (long cable). Please remove all packaging attachments before giving this product to a child. Please use discretion if making purchases for children younger than the age recommended on this package. At the end of the useful life of this product do not dispose in normal household waste. Check with your local authority or responsible disposal centre and submit to the collection point for the recovery and recycling of electrical and electronic equipment. Product specifications, colour and contents may vary from those illustrated.

**IMPORTANT:** Please retain packaging/ instructions and purchase details for future reference as they contain important information.



**WARNING!** Not suitable for children under 36 months due to misuse of transformer can cause electrical shock.

Operating frequency: 2.402 GHz - 2.480 GHz  
Maximum RF transmitted power: 1.28825 mW

#### IMPORTANT: EPILEPSY WARNING!

Please read before using this product or allowing children to use it. Some people are liable to have an epileptic seizure or loss of consciousness when exposed to flashing lights or certain normal conditions of everyday life. Such persons could risk a seizure while viewing the lights from this product. This may occur even if there has been no previous medical problems or experience of epilepsy. If you or a member of your family has ever shown epileptic symptoms when exposed to flickering lights, you should consult your doctor before using this or any other similar product.

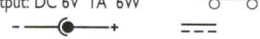
Model: FCSSPX002

Manufacturer name: Flycatcher CORP LTD

#### Declaration of Conformity

Hereby, Flycatcher CORP LTD, declares that the radio equipment type smART Pixelator™ model# FCSSPX002 is in compliance with Directive 2014/53/EU. The full text of the declaration of conformity is available at <https://smartpixelator.com/certifications/2019/DOC>.

Transformer included:  
Input: AC 230V, 0.3A max. 50Hz  
Output: DC 6V 1A 6W



Imported by:  
**Character Options Ltd.**,  
Lees Brook Mill, Lees Road,  
Lees, Oldham OL4 5JL UK  
**Customer Service Department**  
Tel No: **0161 633 9808**  
**Made in China**

[www.character-online.co.uk](http://www.character-online.co.uk)

**PROXY A/S**  
GOTHERSGADE 12, 1ST FLOOR DK-1123  
COPENHAGEN K, DENMARK  
[WWW.PROXYAS.COM](http://WWW.PROXYAS.COM)



smART pixelator™ is a trademark of Flycatcher Corp. Ltd

Copyright © 2019 Flycatcher Corp. Ltd  
All rights reserved.

Visit us at:  
[www.smartpixelator.com](http://www.smartpixelator.com)

For more detailed instructions, questions or problems, please visit [www.smartpixelator.com](http://www.smartpixelator.com)

Manufactured by:  
Flycatcher Corp. Ltd  
11-12 St James's square  
SW1Y 4LB  
London, UK  
[support@flycatcherapps.com](mailto:support@flycatcherapps.com)