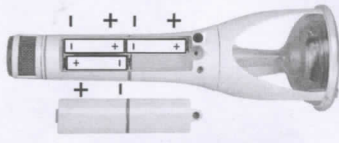


## 1 INSTALL BATTERIES

Unscrew the battery door. Install 3 x AAA batteries (Batteries not included) in the configuration shown here.



## 2 TURN ON/OFF

**TURN ON THE ROCKET:** Press and hold the power button until the LED light flashes and you hear a sound.


**TURN OFF THE ROCKET:** Press and hold the power button until the LED light turn off and you hear a sound.

## 3 PAIR YOUR DEVICE

### For iOS Devices





Go to **SETTINGS** and click on the icon to launch



- A:** Under **Bluetooth settings** Slide the toggle button to **"ON"**.
- B:** Touch **"Rocket"** to connect. After connect you will hear a sound.

### For Android™ Devices



**A:** Touch and slide down from the main screen and click **Settings**.

**B:** Touch the Bluetooth icon to go to Bluetooth connection screen.



Slide Bluetooth to the **"ON"** position. Select by touching **"Rocket"** to pair.


Wait until you see that the device is connected. You will hear a sound from your device.

## FIND YOUR MUSIC AND SING!

Go to your favorite Karaoke App, your music library or YouTube and select the song you want to sing. Adjust the volume and echo effects and start singing!

You can also:

- Sing "a capella" without connecting to your smart device.
- Use The Rocket as a stand alone speaker for your favorite music.
- Plug in your headphones to the headphone jack to mute the speaker and listen to your voice and music privately.



Headphone Jack

## Troubleshooting

Problems	Possible Cause	Recommendation
Could not hear power on sound effect when The Rocket is turned on.	Batteries need to be replaced.	Insert new batteries.
My smart device can't find The Rocket when Bluetooth® connection is turned on.	a) The smart device is too far away from The Rocket. b) Interference from appliances such as microwaves & WIFI routers.	a) Move the device closer to The Rocket and retry making the connection. b) Move the smart device and The Rocket away from other appliances and retry.
My smart device can't pair with The Rocket when Bluetooth® connection is turned on.	a) The Rocket's batteries are running low. b) Attempting to pair multiple Rockets to the same smart device. c) The Rocket is paired with another device.	a) Insert new batteries. b) Switch off the other The Rocket(s) and retry. c) Switch off the Bluetooth® connection on the other device(s) and retry.
When The Rocket is paired with a smart phone the phone rings, it can be heard on The Rocket.	The Rocket will act as a Bluetooth® wireless speaker when paired with a smart device.	Activate the phones "DO NOT DISTURB" feature during play with The Rocket.
When The Rocket is paired with a smart device, sounds from other apps can be heard.	The Rocket will act as a Bluetooth® wireless speaker when paired with a smart device.	Close or hibernate other apps on the smart device during play with The Rocket.
The Rocket is paired with a smart device but no sound is heard.	a) The smart device volume is set to low or mute. b) The device is connected to the internet and there is problem with the internet connection or speed.	a) Turn up the smart device and turn the volume up. b) Check that the internet connection is working properly.
Bluetooth® connection disconnected during play.	The Rocket is out of connection range.	Move closer to the smart device.
Feedback is heard.	a) The Rocket speaker is too close to some obstacle. b) The microphone or the speaker is blocked by your hand.	a) Keep The Rocket away from any obstacle. b) Keep your hands away from the microphone or speaker areas.
Some noise is heard.	The Rocket is too close to smart devices or other radio frequency emitting devices.	Move The Rocket at least one feet away from them.
Cannot adjust music volume by the volume switch of The Rocket.	The volume switch of The Rocket is used to control the microphone input volume only.	Use the volume switch of the smart device to adjust music volume.
I hear a beep every 30 seconds. What is this?	The Rocket's batteries are low.	Replace with 3 x AAA batteries as soon as possible.

## Bluetooth®

The Bluetooth® word mark and logos are registered trademarks owned by the Bluetooth SIG, Inc. and any use of such marks by Genesis™ is under license. Other trademarks and trade names are those of their respective owners.

Screen display may vary from different devices. Android is a trademark of Google Inc.

**Item: The Rocket Wireless Singing Machine**

**Age Grader: 14 years plus**

Please remove all packing materials before using this product. Product specifications, colour and contents may vary from those illustrated. At the end of the useful life of this product do not dispose in normal household waste. Check with your local authority or responsible disposal centre and submit to the collection point for the recovery and recycling of electrical and electronic equipment. Product specifications, colour and contents may vary from those illustrated. **IMPORTANT!** Please read packaging instructions and purchase details for future reference as they contain important information.



**BATTERY RECYCLING INFORMATION**  
The following information should be read carefully (if applicable, respectively) while the symbol indicates that batteries must not be disposed of in domestic waste as they contain substances which can be damaging to the environment and health. Please remove contained batteries from the product and submit appropriate collection points or recycling stations when disposing of batteries.



**RECYCLING OUR PRODUCTS**  
All our product and packaging is designed with recycling in mind. For information on the available recycling options, please visit [www.character-online.co.uk](http://www.character-online.co.uk) for the answer to your UK recycling queries.



Imported by:  
**Character Options Ltd,**  
Lose Road, Mill Lane,  
Wotton Bassett, Oxfordshire, OX4 5LJ, UK  
Customer Service Department  
Tel No: **0161 633 9808**  
Made in China


[www.character-online.co.uk](http://www.character-online.co.uk)

CHARACTER

- Alkaline batteries recommended.
- Rechargeable batteries must only be recharged under adult supervision.
- Rechargeable batteries must be removed from the toy before recharging.
- Non-rechargeable batteries must not be recharged.
- Different types of batteries, or new and used batteries must not be mixed.
- Only batteries of the same or equivalent type as recommended should be used.
- Batteries should be replaced by an adult.
- Batteries must be inserted following the correct polarity.
- Exhausted batteries should be removed from the product.
- The supply terminals must not be short-circuited.
- Batteries should be removed from the product when not in use.
- Do not dispose of batteries in fire.

All Rights Reserved.

MADE IN CHINA



Manufactured by: Genesis Industries LTD, China

Imported by: Character Options Ltd, Lose Road, Mill Lane, Wotton Bassett, Oxfordshire, OX4 5LJ, UK